

## Walk around BF 600-2/700-2

Presentation of the TOP- arguments



## Servicefriendly

### ■ Good access to:

- Filter
- Pumps
- Valves



## Reduce noise, save fuel

### ■ ECOMODE

- Hydr. Fan
- Engine speed
- Efficient hydraulics





## Very long Crawlers

- High evenness and stability
- Lashing points for transport
- Robust Scraper




## Powerful drive, fast transport

- Optional 6x6 all-wheel drive (4x6 standard)
- Transport speed up to 15 km/h
- Traction control



## View into the hopper

- Big hopper volume 7,0 m<sup>3</sup>
- Hydraulic front flap
- Wear resistant conveyor chain with hardox plates





## Adjustable push rollers

- Reduced transport length
- Shock absorber
- Adjustable to different trucks



## Access to the cooling package

- Radiator package for Tier 4final engine
- Variable fan speed (Noise & Fuel)
- Good visibility is kept





## Adjustable dosing plate

- No extension of the auger required with standard screed width.
- Reduces the amount of material in front of the screed.  
That means less pulling force needed so low fuel consumption



## Quickadjustment of towing arm.

- Flexibility for various paving thicknesses
- Time saving, no spanners needed





## Sideplates

- Optional heating
- Foldable for transport as option
- Levelling system





## Sidepanels

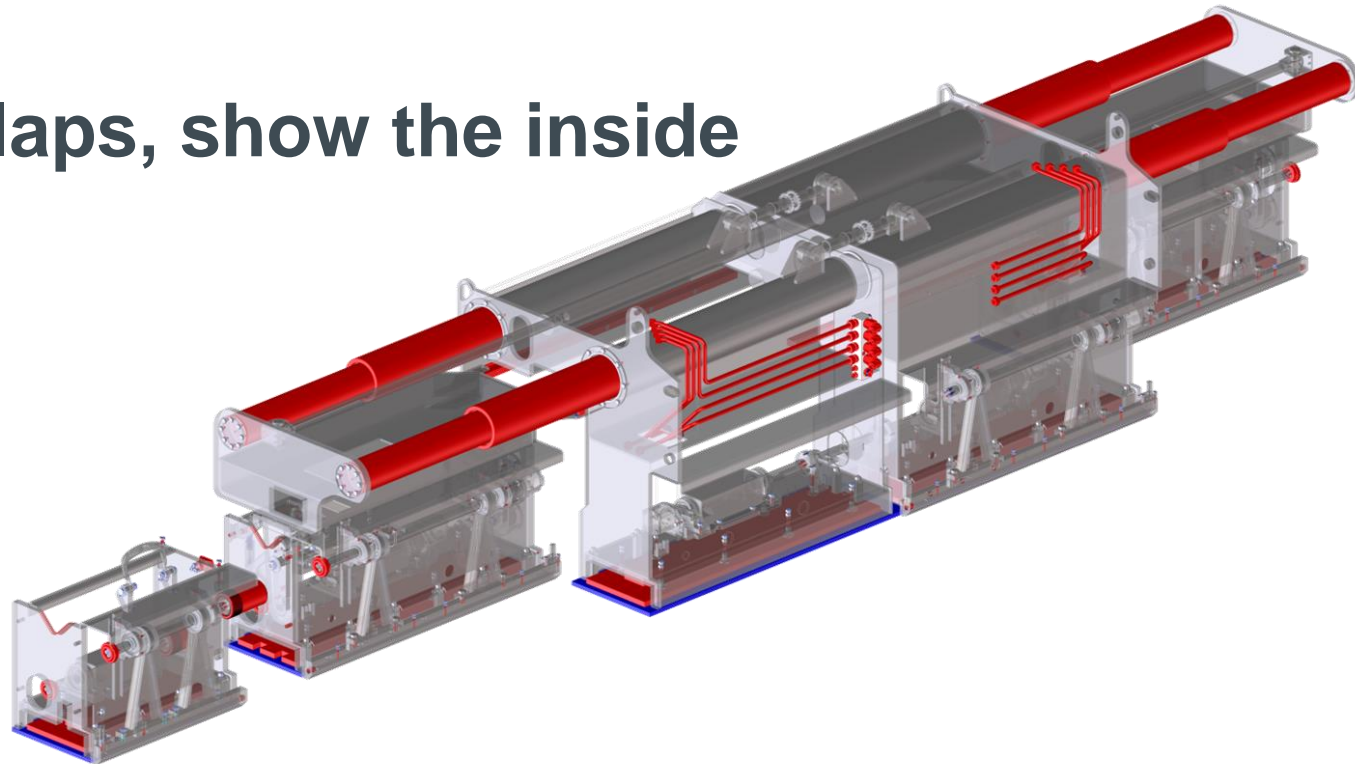
- Simple and reliable to use
- Switches are easy to replace
- Easy to understand – little training time required



## Screed design


- 2 robust guiding tubes
- Extensions with quick connection
  - No reinforcement bars required up to 10 metres
- Very even pre-compaction due to robust design

**Lift rubber flaps, show the inside**



## MAGMALIFE Heating system

- MAGMALIFE Aluminium heating plates (show sample)
  - Outstanding lifetime  
(over 4 yrs in BF300)
  - Homogeneous heat distribution
  - Heat up time  
(20-30 min. → 25% faster)






## View to the operator platform

- Explain MAGMALIFE heating system
  - Survey of heating circuits
  - Heating elements with connectors
- Explain LCS
  - Keeps the screed locked when stopping and starting paving
- Cleaning kit
  - Hose long enough to clean the entire machine




## Open Engine bonnet

- View to engine and components
  - Brandnew Tier 4final MTU engine
  - 5.1 litres displacement
  - 116kW/129kW
- Access to filters
- Access to maintenance points



## Open Engine bonnet

- Direct driven generator maintenance-free flanged to split gear
- No drive belts which means no maintenance and no failures
- Performance  
20kVA@ BF 600-2  
30kVA@ BF 700-2





## Shift platform to the left or right

- Explain SIDEVIEW concept
- Shift the seat to the left and turn it
- Let the customer sit down and show the visibility to:
  - Left or right machine edge
  - View to the hopper
  - View to auger and scale
  - View to Screed personnel



## Dashboard

- Simple and reliable to use
- Switches are easy to replace
- Easy to understand – little training time required

