



## Electric Tow Tractor with Platform Capacity 3000 kg P 30

SERIES 132

Linde Material Handling

*Linde*

### Safety

Compact design of the Linde control handlebars ensures that the operator remains well within the truck contours while driving. Ergonomic design of the twin grips enclosed by a hand guard and a 4 mm thick steel front shield assure excellent safety for the operator.

### Performance

Powered by a 3 kW AC motor, the P 30, accelerates fast to reach a 10 km/h full speed. Its 3,000 kg capacity and efficient brakes enable a productive work for heavy duties.

### Comfort

The adjustable back rest and the full-suspension platform surfaced with a cushioning non-skid mat provide superior comfort and stability on long transport runs and over uneven floor.

### Reliability

The robustness of the handlebar, the strong hooking systems and the high quality steel frame is always something that you can rely on. In addition, the P30 technology contributes to increase the truck life time.

### Service

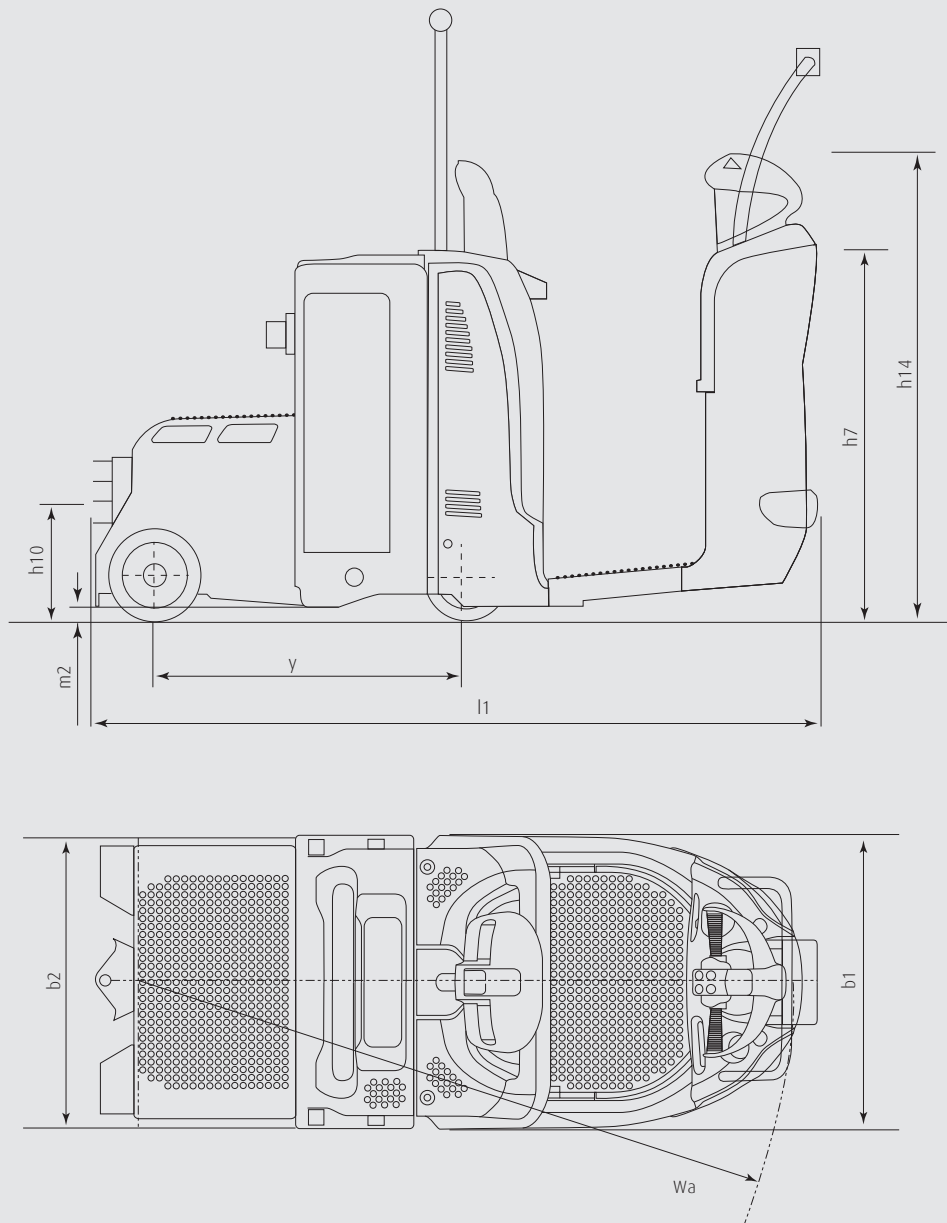
Efficiency at work, efficiency at the cost level. CAN bus connection enables all truck data to be read out for inspection when servicing becomes due at intervals of 1,000 operating hours. Easy accessibility of all components and the maintenance free AC technology employed play an additional part in keeping truck uptime up.

# Technical data

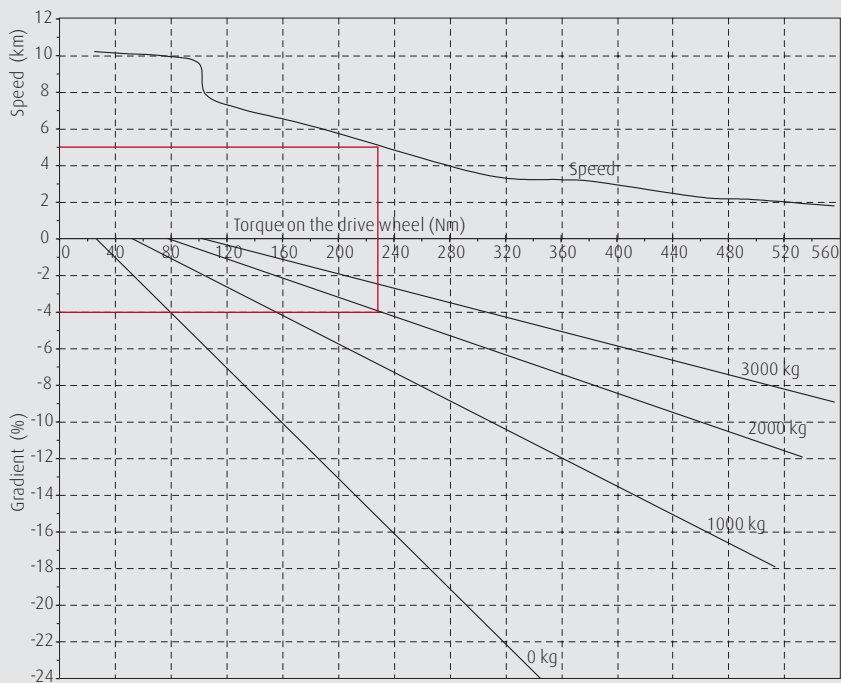
Characteristics	1.1	Manufacturer		LINDE
	1.2	Model designation		<b>P 30</b>
	1.3	Power unit: Battery, diesel, gasoline, LP gas, AC		Battery
	1.4	Operation: Manual, pedestrian, rider stand, rider seat, order picker		Stand-on
	1.5	Load capacity	Q (kg)	3000
	1.7	Rated drawbar pull	F (N)	1800
	1.9	Wheelbase	y (mm)	910 <sup>2)</sup>
Weights	2.1	Dead weight	(± 10 %) kg	1005 <sup>1)</sup>
	2.3	Axle load without load, front/rear	(± 10 %) kg	705/300 <sup>1)2)</sup>
Wheels/Tyres	3.1	Tyres: Solid rubber (R), Superelastic (S), Polyurethane (P)		R + PP
	3.2	Tyre size, front	mm	Ø 254 x 102
	3.3	Tyre size, rear	mm	Ø 250 x 80
	3.4	Auxiliary wheels size	mm	Ø 100 x 40
	3.5	Wheels, number front/rear (x = driven)		1x+2/2
	3.6	Track width, front	(± 5 mm) b10 (mm)	544
	3.7	Track width, rear	(± 5 mm) b11 (mm)	650
Dimensions	4.8	Height of backrest, min/max	h7 (mm)	766/866
	4.9	Tiller height, travel position, min/max	h14 (mm)	1030/1080
	4.12	Tow coupling height: Single position, 3 positions	h10 (mm)	300, 290/345/400
	4.19	Overall length	(± 5 mm) l1 (mm)	1900 <sup>2)</sup>
	4.21	Overall width	(± 5 mm) b1/b2 (mm)	790/736
	4.32	Ground clearance, center of wheelbase	(min) m2 (mm)	30
	4.35	Turning radius	(min) Wa (mm)	1740 <sup>2)</sup>
Performance	4.36	Minimum pivoting point distance	b13 (mm)	1460 <sup>2)</sup>
	5.1	Travel speed, with/without load	(± 5 %) km/h	10/10
	5.5	Drawbar pull with/without load (60 minutes rating)	N	1800
	5.6	Maximum drawbar pull with/without load (5 minutes rating)	N	4200
	5.7	Climbing ability with/without load (30 minutes rating)	%	-
	5.8	Maximum climbing ability with/without load (5 minutes rating)	%	-
	5.9	Acceleration, with/without load	(sur 10 m) s	7.3/5
Drive	5.10	Service brake		Electromagnetic
	6.1	Drive motor output (S 2, 60 minutes rating)	kW	3
	6.3	Battery according to IEC		DIN 43535 B
	6.4	Battery voltage/rated capacity (5 h)	V/Ah	24/500
	6.5	Battery weight (± 5 %)	(± 10 %) kg	381 <sup>1)</sup>
	6.6	Power consumption according to VDI cycle	Ah	-
Others	8.1	Drive control		LAC
	8.4	Sound level at operator's ear	dB (A)	< 70
	8.5	Tow coupling, design/type, DIN Standard		-

1) With battery: line 6.4

2) With a 4PzS Lateral or 3PzS Vertical battery, (-100 mm for 3PzS Lateral)



### Example of application



The example shown illustrates	
A tractor towing	2 t load
Operating on a ramp of	4%
Maximum travelling speed reachable	5 km/h



# Equipment

## Standard equipment

Multifunction back lighted display	Automatic speed reduction when cornering
Key switch or Log in Pin code: ignition	AC motor
Safe operator compartment with cushioned full-suspension platform	Automatic braking
Dedicated work station (with storage compartments)	Electromagnetic emergency brake acting proportionally to the load weight
Removable clipboard	Cushion drive wheel
Adjustable backrest	Single position hook (300 mm)
Power assisted steering (drive wheel) feedback	Horn
Self-centering steering	Protection -10°C

## Optional equipment

Drive wheel: polyurethane, cushion non-marking or wet grip	Data terminal on the bow (front)
Different hooking system (mechanical & electrical)	Front working light
Hook control (inching buttons)	Flashing beacon
Adjustable Linde control handle bar	Rear lights
Front bow (for computer terminal)	Fixed battery stand for side battery change
Pole	Cold store version to -35°C
Equipments on the pole	
Support for data terminal or barcode reader (centre)	Other options available on request.



# Features

## Equipments

- Adjustable front bow to adapt a data terminal
- Equipment on pole
- Support for data terminal or barcode reader (centre)
- Roomy compartment in the back (50 litres)
- Warning lamps: Front & rear lights and flashing beacon



## Hook system

- Hook control (inching) on both sides enable a soft and safe hanging
- Different hooks available: Single position, 3 positions and an automatic bolt enabling the control of the hook from the working station

## Batteries for every need


- Vertical battery change as standard, optional side battery change left or right
- Wide range of batteries low & high: from 270 Ah (3PzS) to 620 Ah (4PzS)
- Battery locking system for side change option secures battery in compartment and eases the battery change

## Linde control handlebar

- Ergonomic design and position
- Optimum protection for both hands
- All main control functions integrated in one handle for operation by either hand or both
- Handlebar height adjustment (optional)

## CAN bus architecture

- Electronic management of all components permitting quick and easy diagnosis
- All performance parameters can be configured exactly by the service technician for every individual mission



## Work station

- Digital and multifunction display
- Truck activated by PIN code or by ignition key
- Wide and deep storage compartments in front and centre for wrapping paper, work gloves, writing utensils, etc.
- Adjustable backrest in height to provide comfortable and secure driving position

## AC motor

- Powerful and smooth 3 kW at 100% performance
- Moisture and dust-proof motor, maintenance-free
- No rollback on uphill starting
- Maximum speed of 10 km/h, whenever the truck is loaded or unloaded
- A maximum drawbar pull of 420 daN

## Power steering

- Proportional power-assisted steering, self centering and effortless to operate
- Adjustable steering feedback (drive wheel) resulting in efficient stability
- Automatic speed reduction when cornering
- Manoeuvring effort vary depending on the turning angle

Subject to change in the interests of progress. Illustrations and technical details non-binding. All dimensions subject to customary tolerance.