

SKILLBIKE WITH UNITY MINI LINE: SKILL LINE

PRE-INSTALLATION REQUIREMENTS

REV. 2.0 - (SEPTEMBER 2018)



The Wellness Company

Index

1. GENERAL WARNINGS.....	7
1.1 INTRODUCTION	7
2. DISPLAY.....	9
2.1 UNITY MINI	9
3. ELECTRICAL AND TECHNICAL DATA / REQUIREMENTS	11
4. POSITIONING OF POWER INLET	13
5. NETWORK REQUIREMENTS	15
5.1 WI-FI NETWORK	15
5.2 WIRELESS GUIDELINES	15
5.2.1 MAXIMUM NUMBER OF EQUIPMENT CONNECTED TO ONE ACCESS POINT.....	15
5.3 PROXY	16
5.4 FIREWALL ROUTER RULES FOR MYWELLNESS CLOUD	16
5.5 NETWORK BANDWIDTH REQUIREMENTS.....	16
5.6 UNITY SELF	17
5.7 NETWORK DESIGN AND INSTALLATION.....	18
5.8 CONFIGURATION AND INSTALLATION.....	18
6. ACKNOWLEDGEMENT AND ACCEPTANCE	19
7. LIST OF CHANGES FOR MANUAL VERSION	21
7.1 REVISION 2.0	21



The Wellness Company

SKILLBIKE WITH UNITY MINI
Pre-Installation Requirements - Rev. 2.0



NOTE: The information contained in this document may be changed without prior notification.

Technogym does not issue guarantees of any kind regarding this material. Technogym will not be held responsible for any errors contained herein or for any accidental damage or damage consequent to the supply, services or use of this material.

This document contains proprietary information that is covered by copyright. All rights are reserved. No part of this document may be photocopied, reproduced or translated into another language without the prior written consent of Technogym.

Technogym® is a trademark owned by Technogym S.p.A.



The Wellness Company

SKILLBIKE WITH UNITY MINI
Pre-Installation Requirements - Rev. 2.0

Blank Page

1. GENERAL WARNINGS

1.1 INTRODUCTION

This manual includes informative notes with specific meanings:



ATTENTION: regulation which may lead to injury if not complied with.



CAUTION: *regulation which may cause damage to the equipment if not complied with.*



WARNING: Information regarding the operation in progress.



Detail regarding the operation in progress.



The Wellness Company

SKILLBIKE WITH UNITY MINI
Pre-Installation Requirements - Rev. 2.0

Blank page

2. DISPLAY

The SKILLBIKE is fitted with UNITY MINI Display.

2.1 UNITY MINI

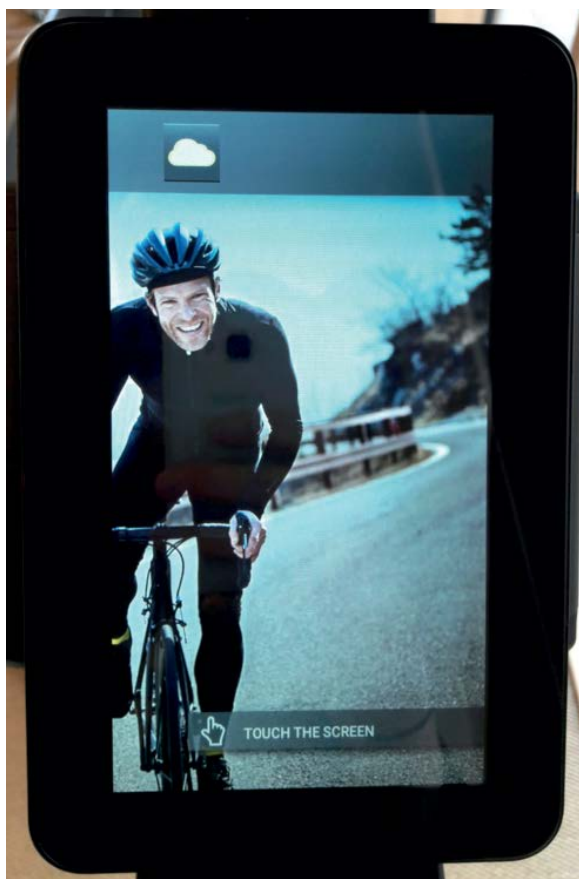


Figure 1



The Wellness Company

SKILLBIKE WITH UNITY MINI
Pre-Installation Requirements - Rev. 2.0

Blank Page

3. ELECTRICAL AND TECHNICAL DATA / REQUIREMENTS

SKILLBIKE	
DISPLAY	UNITY MINI
TYPE	POWERED
POWER REQUIREMENTS	100÷240Vac - 50/60Hz (the line must provide 4A for each machine)
POWER SUPPLY	AC INPUT: 100-240V - 50-60Hz Input Current: 2.0A (Max.) @ 100Vac/60Hz- 240Vac/50Hz with full load. DC OUTPUT: 24V Output Current: 2.5A (Max.)
POWER CONSUMPTION	50W
MAINS POWER INPUT	50 VA max with UNITY MINI
NOISE	Less than 70 dB
MACHINE WEIGHT	55 Kg (121 lb)
MAXIMUM USER WEIGHT	160 Kg (353 lb)
IP PROTECTION CLASS	IP 20
OPERATING TEMPERATURE	from +5°C (+41°F) to +30°C (+86°F)

Table 1



The Wellness Company

SKILLBIKE WITH UNITY MINI
Pre-Installation Requirements - Rev. 2.0

Blank Page

4. POSITIONING OF POWER INLET

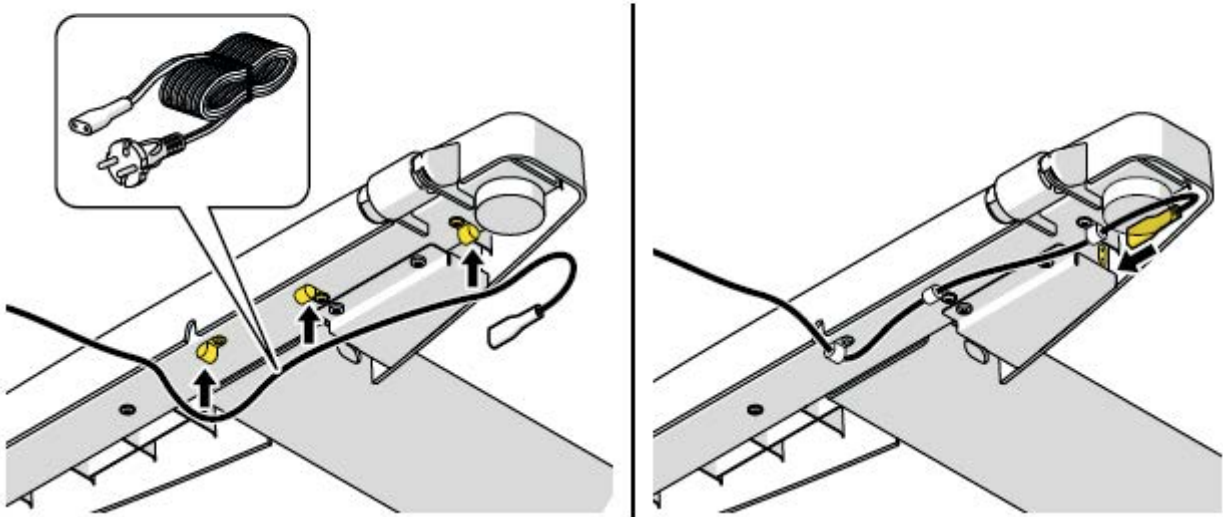


Figure 2

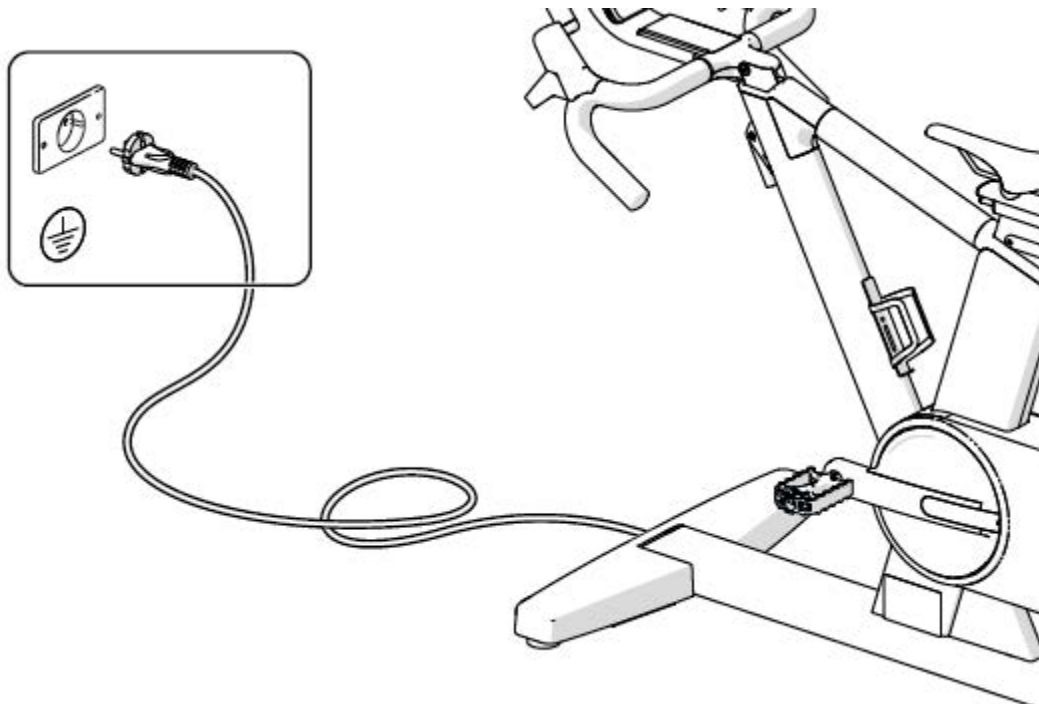


Figure 3



The Wellness Company

SKILLBIKE WITH UNITY MINI
Pre-Installation Requirements - Rev. 2.0

Blank Page

5. NETWORK REQUIREMENTS

5.1 WI-FI NETWORK

The Wi-Fi network must be installed and configured by the customer before Technogym delivers the product, in accordance with the technical specifications set out below.

Wireless

- _ Standard: IEEE 802. 11 a/b/g/n
- _ Frequency Band: 5GHz band only (not automatic) is the configuration suggested; if the Access Point is not provided with 5GHz band, 2.4GHz is ok but might need some channel fine tuning by the local IT company, to avoid interferences among devices; avoid in any case to have at the same time 2.4 and 5GHz configuration in the Access Point.
- _ Security Protocol: WEP, WPA/WPA2, open (free) network
- _ DHCP enabled
- _ LEASE TIME : at least three days.
- _ SESSION TIMEOUT disabled (Set time out =0).

5.2 WIRELESS GUIDELINES

These indications must be interpreted only as guidelines.

The wireless network must be installed and configured only by specialised companies and expert technicians.

- The equipment must not have more than 25-30 metres of free space from the Access Point (analyse possible problems due to the presence of walls or other obstacles between the Access Point and the equipment).
- Configure the Access Points in order to avoid overlapping problems with other Wi-Fi networks present in the same area.

5.2.1 MAXIMUM NUMBER OF EQUIPMENT CONNECTED TO ONE ACCESS POINT



For more details, refer to the technical specifications for the Access Points (AP).

1. Up to 5 devices: use a commercial access point.
2. More than 5 devices: use a professional Access Point (see the technical datasheet).

5.3 PROXY

PROXY NOT MANAGED

5.4 FIREWALL ROUTER RULES FOR MYWELLNESS CLOUD

The locally installed firewall \ router must be configured with ports 80 and 443 open (UDP and TCP traffic).



No other ports must be opened to configure the SKILLBIKE class.

It must be granted the access to the following DNS name domain:

- <https://cdnmedia.mywellness.com>
- <https://publicmedia.mywellness.com>
- <https://6560a8ab83e11d31e5b8-a6a2f3b6d8cd41e62196a5824547b1d8.ssl.cf3.rackcdn.com>
- <https://servicesbeta.mywellness.com>
- <https://services.mywellness.com>
- <https://eam.mywellness.com>
- <https://certs.godaddy.com>
- <https://www.thawte.com>
- <https://www.mywellness.com>
- <https://www.technogym.com>
- clouddrive.com
- cloudfront.net

It shall be possible to download tar.gz packets.

5.5 NETWORK BANDWIDTH REQUIREMENTS

The below table illustrates the minimum infrastructure requirements, based on the number of equipment with UNITY MINI.

NETWORK CONFIGURATION													
MAX EQUIPMENT UNITS		5		10		20		40		60		100	
MINIMUM REQ.	Local Network	WiFi[1]		WiFi[1]		WiFi[1]		WiFi[1]		WiFi[1]		WiFi[1]	
	Bandwidth requirements	Download	Upload	Download	Upload	Download	Upload	Download	Upload	Download	Upload	Download	Upload
		> 2 Mbps	>512Kbps	>5 Mbps	>512Kbps	>7Mbps	>1Mbps	>7Mbps	>1Mbps	>12Mbps	>2Mbps	>16Mbps	>2Mbps
	Local Server	Not necessary [2]		Not necessary [2]		Not necessary [2]		Not necessary [2]		Not necessary [2]		Not necessary [2]	

Table 2



ADDITIONAL NOTES:

[1] Wi-fi: IEEE802.11 a/b/g/n. 5GHz band only (not automatic) is the configuration suggested; if the AP is not provided with 5GHz band, 2.4GHz is OK but might need some channel fine tuning by the local IT company, to avoid interferences among devices; avoid in any case to have at the same time 2.4 and 5GHz configuration in the AP.

[2] The integration of caching server optimizes performance of network and reduces the bandwidth requirements for the club;

5.6 UNITY SELF

Applicable UNITY SELF:

- UNITY SELF ARTIS 2016 (E0204V15) / 2017 (E0204V16).

For details, see UNITY SELF Pre - Installation Requirements, available on TG Direct.

- STATIC IP ADDRESS.



UNITY SELF MUST BE CONNECTED TO A DATA NETWORK, BY ETHERNET CABLE. Technogym doesn't guarantee the correct functioning of SKILLBIKE, if UNITY SELF is connected to a data network via wireless.

5.7 NETWORK DESIGN AND INSTALLATION

During the network design and preparation phases, Technogym requests to be put in touch with the technicians of the company performing the work, in order to obtain and provide technical information, so that the network is installed and configured according to the required technical.

5.8 CONFIGURATION AND INSTALLATION

The authorised Technogym technician will be able to perform the installation and related final testing of the equipment after receiving confirmation from the customer that all the required components have been provided and installed and that they operate correctly.

For this purpose, Technogym will send a check list form to the customer a few days before the date set for installation, and will ask the customer to compile the form and send to the Technical Service department.

This check list form will allow Technogym to acquire the information related to the installation status of the network for the equipment and thus check that everything that has been requested to perform installation of the equipment is provided and operational.



CAUTION: *Installation and configuration of the network infrastructure (cables), of the network hardware (Switch, Router, firewall) and any Wireless network are at the expense of the customer.*



WARNING: TECHNOGYM warns that the efficiency and correct operation of the equipment and of the Mywellness Cloud services depend on the technical characteristics of the hardware that is installed.



WARNING: TECHNOGYM does not guarantee the correct operation of the Mywellness Cloud services in the event of failure to comply with all the technical specifications and warnings indicated.

6. ACKNOWLEDGEMENT AND ACCEPTANCE

Date: _____

Acknowledged and accepted: _____



The Wellness Company

SKILLBIKE WITH UNITY MINI
Pre-Installation Requirements - Rev. 2.0

Blank Page.

7. LIST OF CHANGES FOR MANUAL VERSION

The main changes made to this manual, are listed below in chronological order.

7.1 REVISION 2.0

Changed paragraph "5.1 Wi-fi network": specified the wireless technical characteristics as frequency band, LEASE TIME and SESSION TIMEOUT.

Changed paragraph "5.4 Firewall Router Rules for Mywellness cloud": updated the DNS names.

Changed paragraph "5.5 NETWORK BANDWIDTH REQUIREMENTS": specified the wireless technical characteristics about frequency band.

New paragraph "5.6 Unity Self" added.



The Wellness Company

SKILLBIKE WITH UNITY MINI
Pre-Installation Requirements - Rev. 2.0

Blank Page.



The Wellness Company

TECHNOGYM S.p.A.

Via Calcinaro, 2861 - 47521 Cesena (FC) - Operational Headquarters

ITALY

Tel.: +39-0547-650638

Fax: +39-0547-650150

*e-mail: **support@technogym.com***