

MYWELLNESS KIOSK

PRE-INSTALLATION REQUIREMENTS

Equipment Code: **E020AV20-FY**

Document Code: **PIR-00166-EN**

Rev: **1.1**

Date: **11-01-2021**



The Wellness Company

INDEX

1. GENERAL WARNINGS	5
2. NETWORK DESIGN – CONFIGURATION AND INSTALLATION	6
2.1 INTRODUCTION	6
2.2 NETWORK DESIGN AND INSTALLATION.....	6
2.3 CONFIGURATION AND INSTALLATION.....	6
3. DISPLAY	7
4. TECHNICAL CHARACTERISTICS AND REQUIREMENTS	8
4.1 TECHNICAL DATA AND POWER REQUIREMENTS	8
4.2 ELECTRICAL CONNECTION.....	8
4.3 POWER SUPPLY INPUT	9
5. NETWORK REQUIREMENTS	10
5.1 INTRODUCTION	10
5.2 ETHERNET CABLED NETWORK.....	10
5.3 WIRELESS NETWORK.....	10
5.4 WIRELESS GUIDELINE	11
5.5 MAXIMUM NUMBER OF EQUIPMENT CONNECTED TO ONE ACCESS POINT	12
5.6 FIREWALL / ROUTER FOR ACCESSING MYWELLNESS CLOUD SERVICES.....	12
5.7 PROXY	12
5.8 TECHNOGYM EQUIPMENT CLASSES: IP SETTING	12
5.9 TECHNOGYM EQUIPMENT CLASSES: INTERNET CONNECTION BANDWIDTH REQUIREMENTS.....	13
6 ADDITIONAL REQUIREMENTS IF ANTENNA WASP (OPTIONAL) IS INSTALLED	13
7 MINIMUM HDMI CONNECTION REQUIREMENTS BETWEEN MYWELLNESS KIOSK AND AN EXTERNAL MONITOR / VIDEO PROJECTOR	14
8 RESOLUTION SUPPORTED BY MYWELLNESS KIOSK	15
9 ACKNOWLEDGEMENT AND ACCEPTANCE	16
10 LIST OF REVISIONS	17
10.1 REVISION 1.0.....	17
10.2 REVISION 1.1.....	17



The Wellness Company

Copyright© Technogym – all rights reserved – reproduction prohibited


Date: 11-01-2021

Document Code: PIR-00166-EN

Rev: 1.1

Uncontrolled copy if printed

The information in this manual is intended for QUALIFIED TECHNICAL PERSONNEL - designated by the customer - who are in charge of preparing the electrical and network line, to guarantee the correct functioning of equipment.

 *This document contains proprietary information that is covered by copyright. All rights reserved. No part of this document may be circulated, copied, reproduced or translated into another language without the prior written consent of Technogym.*

Additional information may be included in the After Sales technical documents, available in the Technogym Direct Portal.

The information contained in this document may be changed without prior notification. For updates, please refer to the Technogym Direct Portal.

Technogym® is a trademark owned by Technogym S.p.A.

Document uncontrolled when printed.

1. GENERAL WARNINGS

This file includes informative notes with specific meanings:

Safety signs classified according to the relative seriousness of the potential hazards:



DANGER: INDICATES AN IMMINENTLY HAZARDOUS SITUATION WHICH, IF NOT AVOIDED, WILL RESULT IN DEATH OR SERIOUS INJURY. THIS SIGNAL WORD IS TO BE LIMITED TO THE MOST EXTREME SITUATIONS.



WARNING: Indicates a potentially hazardous situation, which, if not avoided, could result in death or serious injury.



CAUTION: Indicates a potentially hazardous situation, which, if not avoided, may result in minor or moderate injury. It may also be used to alert against unsafe practices.

Signs applicable to the machines:



ATTENTION: REGULATION THAT MAY LEAD TO DAMAGE TO THE MACHINE IF NOT COMPLIED WITH.



Detail regarding the operation in progress.

2. NETWORK DESIGN – CONFIGURATION AND INSTALLATION

2.1 INTRODUCTION

- Installation and configuration of the network infrastructure (cables), of the network hardware (Switch, Router, firewall) and any wireless network are at the expense of the customer.
- Technogym warns that the efficiency and correct operation of the equipment and of Mywellness Cloud services depend on the technical characteristics of the hardware that is installed.
- Technogym does not guarantee the correct operation of Mywellness Cloud services in the event of failure to comply with all the technical specifications and warnings indicated.

2.2 NETWORK DESIGN AND INSTALLATION

During the network design and preparation phases, Technogym requests to be put in touch with the technicians of the company performing the work, in order to obtain and provide technical information, so that the network is installed and configured according to the required technical requirements.

Technogym cannot be held responsible for failures due to site preparation, assembly and installation not correct.

2.3 CONFIGURATION AND INSTALLATION

Before performing the installation, the customer should inform Technogym that all the required components have been provided and installed and that they operate correctly.

For this purpose, Technogym will contact the customer a few days before the date set for installation to acquire the information related to the installation status of the network for the equipment and thus check that everything that has been requested to perform installation of the equipment is provided and operational.

3. DISPLAY

22" FHD Display;
Touch Screen;
LCD.



Figure 1

4. TECHNICAL CHARACTERISTICS AND REQUIREMENTS

4.1 TECHNICAL DATA AND POWER REQUIREMENTS

MYWELLNESS KIOSK	
Power Supply	100-240Vac 50/60Hz
Maximum absorption value	2.5 A
Fuse	4 A – 250 Vac
Electric Class	I

Table 1

4.2 ELECTRICAL CONNECTION

Before connecting the product to the mains power supply, ensure that the electrical system specifications comply with binding regulations.

Check the specifications of the mains power supply on the product identification label.



WARNING: The wall socket must be located in a place where the plugging and unplugging can be done easily and safely. The power supply socket must be grounded. If not, a ground connection must be installed by a qualified electrician before connecting the equipment to the electricity mains. The product must be grounded. The product plug must be plugged into an appropriate outlet that is properly installed and grounded in accordance with all local codes and ordinances.



WARNING: Check with a qualified electrician or serviceman if you are in doubt as to whether the product is properly grounded. Do not modify the plug provided with the product; if it will not fit in the outlet, have a proper outlet installed by a qualified electrician.

4.3 POWER SUPPLY INPUT

The power supply input is located at the base of MYWELLNESS KIOSK, in the rear side, as shown in figure below by the green arrow.

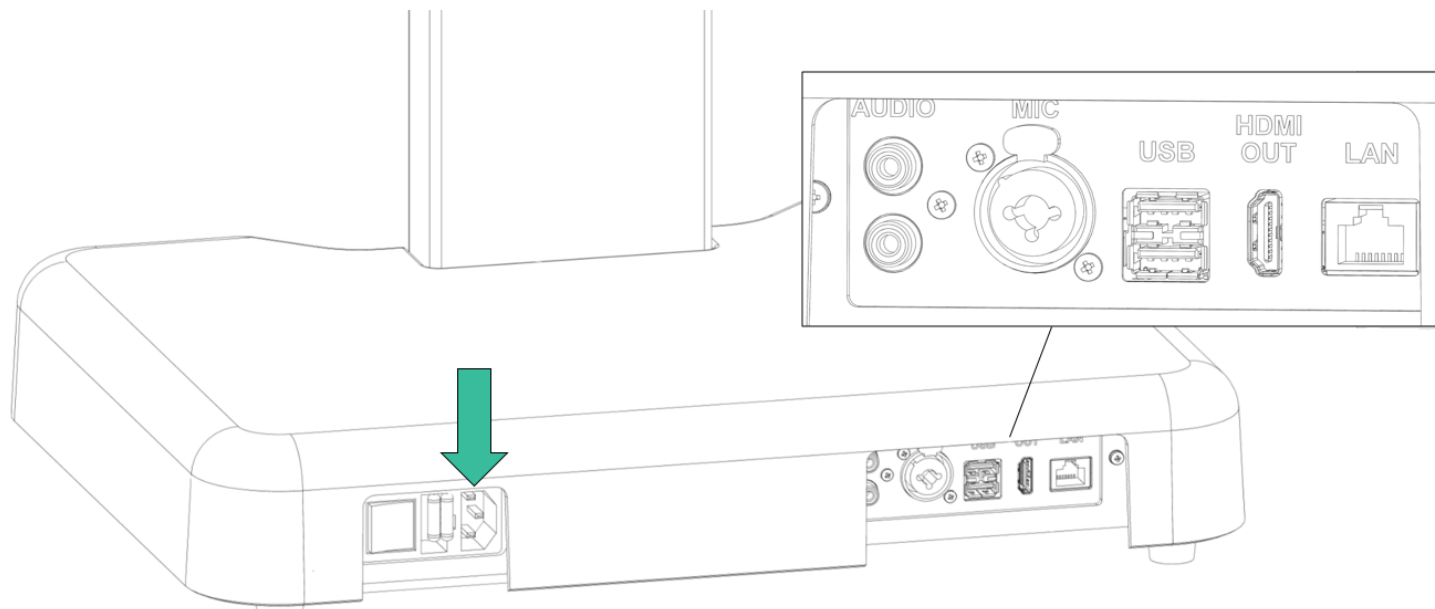


Figure 2

5. NETWORK REQUIREMENTS

5.1 INTRODUCTION

MYWELLNESS KIOSK supports both wireless and wired internet connection.

In all cases, the network must be installed and configured by the customer before Technogym delivers the product, in accordance with the technical specifications set out below.

5.2 ETHERNET CABLED NETWORK

- Category 5e/6 – UTP Ethernet cables with RJ45 patch;
- Switch with a number of ports greater than the number of connected equipment.

5.3 WIRELESS NETWORK

Connect the product to the Wi-Fi network, taking into account the following requirements:

- Key Standards Compliance: IEEE 802.11 a/b/g/n/ac;
- Additional Standards: IEEE 802.11d/e/h/i/k – IEEE 802.11r/w
- Frequency: 2.4GHz or 5GHz;
- Security Protocol List:

Supported protocols: WEP, WPA/WPA2 PSK, 802.1x EAP, none;

- EAP: PEAP/TLS/TTLS/PWD
- Phase 2 Authentication: PAP/MSCHAP/MSCHAPV2/GTC

 *The Protocols WPA/WPA2 Enterprise are supported.*


Security:

- WEP
- WPA Personal
- WPA2 Personal
- WMM
- WMM-PS (U-APSD)
- WMM-SA
- AES (hardware accelerator)
- TKIP (hardware accelerator)
- CKIP (software support)
- Proprietary protocols:
 - CCXv2
 - CCXv3
 - CCXv4

- CCXv5
- WFAEC

- There must be only one dedicated Access Point / Wi-Fi router that provides the service;
- DHCP enabled;
- It's recommended to avoid broadcasting the same SSID, through 2.4 and 5 GHz, at the same time.

- Configure the Access Point to broadcast only one SSID (Service Set Identifier) needed for the equipment installation. The SSID must not be hidden;
- Program in the display of MYWELLNESS KIOSK (Customer Menu 2406 → Network → Wi-Fi) just only the SSID defined above;
- Frequency Band:
 - 5GHz band only (not automatic) is the configuration suggested;
 - If the Access Point is not provided with 5GHz band, 2.4GHz is ok but might need some channel fine tuning by the local IT company. The best practice for 2.4GHz Wi-Fi configuration is enabling Wi-Fi on one of the following channels: 1, 6, 7, 8, 9, 10, 11, 12. Other channels: 2, 3, 4, 13, 14 might cause interference with Bluetooth signal and it's best to avoid them.
 - Avoid in any case to broadcast the same SSID, through 2.4 and 5 GHz, at the same time.
- LEASE TIME: at least three days;
- SESSION TIMEOUT disabled (Typically achieved setting the timeout = 0).

 *For more details about Access Point (AP), refer to the AP technical specifications.*

ADDITIONAL INFORMATION:

- IPv6 supported.


5.4 WIRELESS GUIDELINE

The wireless network should be installed and configured only by specialized companies and expert technicians.

- MYWELLNESS KIOSK must not be more than 25-30 meters LOS (line of sight) away from the Access Point (analyze possible problems due to the presence of walls or other obstacles between the Access Point and the MYWELLNESS KIOSK).
- If you use an Access Point with a fixed channel: avoid overlapping problems if, in the same area, there are Access Points that use the same channel.

5.5 MAXIMUM NUMBER OF EQUIPMENT CONNECTED TO ONE ACCESS POINT

- **Up to 5 devices:** use a **Commercial** Access Point.
- **More than 5 devices:** use a **Professional** Access Point (see the technical datasheet).

 For more details about Access Point (AP), refer to the AP technical specifications.

5.6 FIREWALL / ROUTER FOR ACCESSING MYWELLNESS CLOUD SERVICES

The Firewall/Router installed locally must be configured with ports **80** and **443** open. These ports must also be opened on the devices of the related ISP (Internet service provider).

Free access to the Internet must be guaranteed for correct use of the Mywellness Cloud services, and in particular access to the following DNS names must never be disabled.

DNS Names
mywellness.com
technogym.com
facebook.com
facebook.net
fbcdn.net
google.com
googleapis.com
google-analytics.com
worldweatheronline.com
clouddrive.com
cloudfront.net
amazonaws.com
time.android.com

Table 2

Moreover, it must be possible to download **.tar** packets.

5.7 PROXY

Proxy NOT MANAGED. This parameter MUST ALWAYS BE DISABLED, because if enabled U-I does not manage the Apps.

5.8 TECHNOGYM EQUIPMENT CLASSES: IP SETTING

Static IP must be set if MYWELLNESS KIOSK is used for Technogym equipment classes.

5.9 TECHNOGYM EQUIPMENT CLASSES: INTERNET CONNECTION BANDWIDTH REQUIREMENTS

MINIMUM REQUIREMENT (without video streaming/format application): Download > 2Mbps; Upload >512Kbps.

TARGET (with video streaming/format application): Download >8Mbps; Upload >1Mbps.

6 ADDITIONAL REQUIREMENTS IF ANTENNA WASP (OPTIONAL) IS INSTALLED

- MYWELLNESS KIOSK must be installed in the same network as the WASP antenna;
- Static IP must be set in the MYWELLNESS KIOSK;
- The locally installed firewall/router must be configured with ports **80**, **443** open (UDP and TCP traffic) to access the Mywellness Cloud services. In addition, also port **2406** must be opened for TEAMBEATS / SKILLATHLETIC applications (formats that use WASP antenna) (only UDP traffic).
- For TEAMBEATS/SKILLATHLETIC applications, the customer must have a 16:9 external monitor/16:9 video projector available to connect -via HDMI cable- to MYWELLNESS KIOSK.

7 MINIMUM HDMI CONNECTION REQUIREMENTS BETWEEN MYWELLNESS KIOSK AND AN EXTERNAL MONITOR / VIDEO PROJECTOR

- Use an HDMI cable that is shorter than 10 m. For lengths equal to or greater than 10 m, even if a computer or a set top box is connected, there is still a video display problem.
- For distances equal to or greater than 10 m, the following must be used:
 - HDMI cables with an incorporated amplifier, or
 - HDMI cables with signal regeneration, or
 - HDMI extenders that make it possible to arrive to 50 m. The operating diagram is shown below:

How it works:

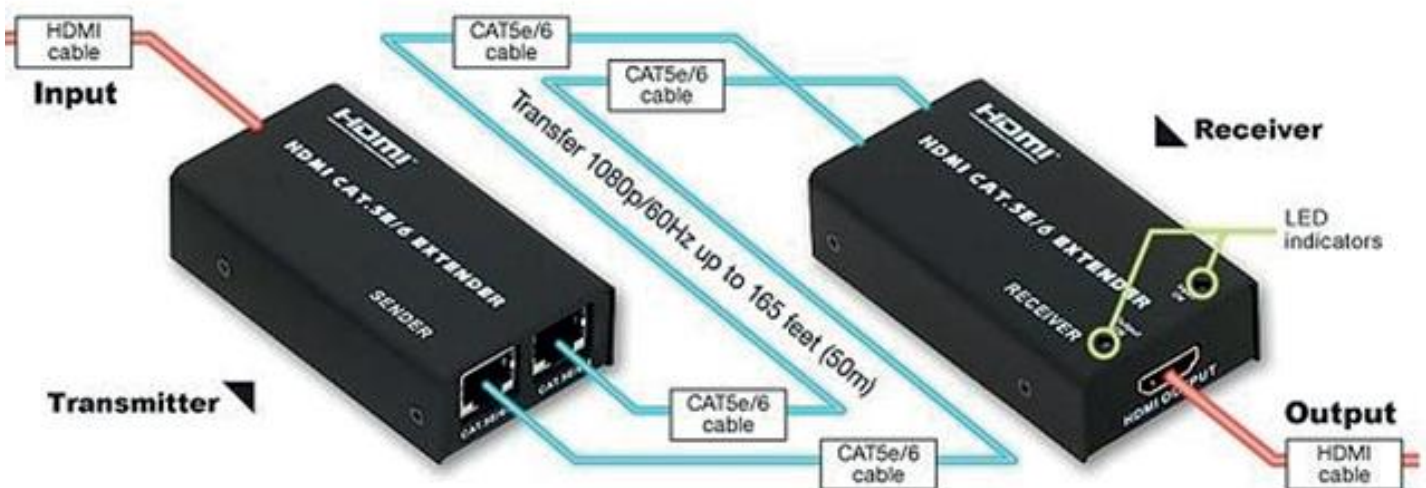


Figure 3

8 RESOLUTION SUPPORTED BY MYWELLNESS KIOSK

The MYWELLNESS KIOSK output is automatically set to the resolution of the screen with which it is connected.

Supported resolution: 640x480; 720x480; 720x576; 720p; 1080p; 4K.

Recommended resolution: minimum of 1080p.

If the external monitor/video projector screen is black, check and modify the resolution set for it.

9 ACKNOWLEDGEMENT AND ACCEPTANCE

Date: _____

Acknowledged and accepted: _____

10 LIST OF REVISIONS

10.1 REVISION 1.0

First released version.

10.2 REVISION 1.1

Detailed §WIRELESS NETWORK: Security Protocol List – Additional Standard Compliance.



The Wellness Company

TECHNOGYM S.p.A.

Via Calcinaro, 2861 - 47521 Cesena (FC) - Operational Headquarters

ITALY

International Technical Support:

TG Branches:	+390547650638 / +390547650667
	cloudsupport@technogym.com (Cloud Support)
	sfdcsvhqit@technogym.com (Equipment Support)
TG Distributors:	+390547650638 / +390547650667
	cloudsupport4distributors@technogym.com
	support4distributors@technogym.com